



MARS MINERALS

— TRADING AGENCY —



PRE - FABRICATED
COUNTERTOPS



Mars Minerals Trading Agency

is an Australia based company with Indian heritage focused on manufacturing and trading commodities between India and Australia, Europe, USA. Our knowledge regarding commodities trading, affiliation with the clients in India, proficiency with respect to inter personal relationship and diligent attitude makes our organization discrete and distinctive.

Mars Minerals Trading Agency has introduced its new innovative modular designs of pre-fabricated granite kitchen countertops. Our company deals with supplying Indian granite stones with intricate designs.

Our factories are fully capable of manufacturing granite product for various utilities such as building slabs, memorials, monuments, pre-fabricated kitchen countertops, tiles, etc... Our manufacturing units are fully equipped with cutting edge technology to produce the finest processed products in the industry.

HOW THE KITCHEN COUNTERTOP FABRICATION PROCESS WORKS ?

Selection of stone | Cutting the stone | Polishing the slab
Packaging the slab

SELECTION OF STONE

First, the stone blocks are extracted and cut into slabs. The next step is to inspect the selected slabs. For example, a natural stone may have certain characteristics such as black spots, pits or dry seams. After the slab is thoroughly inspected, the slabs are moved to our fabrication unit for cutting.

CUTTING THE STONE

This cutting is done using a bridge saw or water jet. A bridge saw cuts with the help of a diamond segmented blade. A water jet cuts with water at very high pressure ; with garnet particles suspended in this water. A water jet can cut radiuses, circles and other complicated patterns ; a bridge saw cuts straight lines. Once the stone pieces are cut from the slab, they are then taken to a CNC (Computer Numerical Control) machine by using a vacuum lifting system. The stone pieces are fabricated on this specialised machine.

POLISHING THE SLAB

Next step is to move the uniform slabs of granite to our polishing unit and they are processed through polishing machines. Industry standard is to use diamond polishing pads with increasing grit from 50 to 3000 in order to polish the edges. These machines are used to give the stone slabs a smooth and glossy appearance. This step is crucial to the aesthetic appeal of the stone as they are known for their mirror - like finish. Appropriate rotating pads are applied to the slabs and the abrasive materials work to buff and smooth the rough exterior. There are different grades of buffing pads to achieve specific results, depending on the type of granite, desired finish, and preferred over - all appearance of the completed countertops. There are several different types of resins and sealers to seal the stone and complete the polishing process.

PACKAGING THE SLAB

Once the product has been cut, the following steps are recommended to prevent damage to material during transport and handling. Clean the worktop or cut surface well to avoid the presence of abrasive particles on the surface that could damage it during transport. Completely dry the piece to remove any remnants of water and swarf. Prepare the pallet or support surface using material cleaning products or moisture that could damage the cushions vibrations during transport (for example packaging. polyethylene foam). Finally, use plastic covering to prevent movements during the handling and transport. Make a frame for the edges of the piece, ensuring that there is a rim of at least 2 cm on each side to prevent contact with other objects during the handling and transport. Prepare the pallet or support surface using material that cushions vibrations during transport (for example polyethylene foam). Finally, use plastic covering to prevent movements during the handling and transport.

OUR FABRICATION UNIT



Rough block yard



Rough block dressing



Cutting machine (Multi-wire saw)



Polishing unit (Breton)



CNC Machine for pre-fabrication



Edge polishing





Finished Countertop



Packaging for shipment




OUR RECENT WORKS



EDGE PROFILE

Types of edge profiles applied may vary depending on the machinery and equipment pool of relevant shop. Therefore, a comprehensive discussion and agreement with the workshop must be ensured in advance.




Finished : Polished, Honed, Leather, Satin.
Lapatura And Concrete

INDIAN GRANITE COLOURS



Black Galaxy



Blue Pearl



Black Pearl



Absolute Black



Colonial White



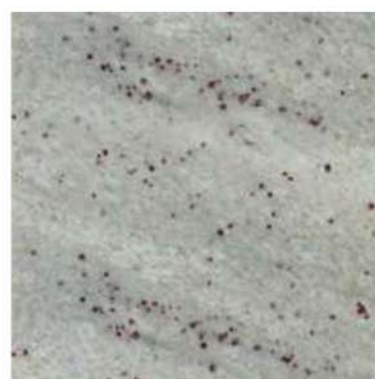
Coffee Brown



Kashmir White



Ivory Brown



River White



Imperial White



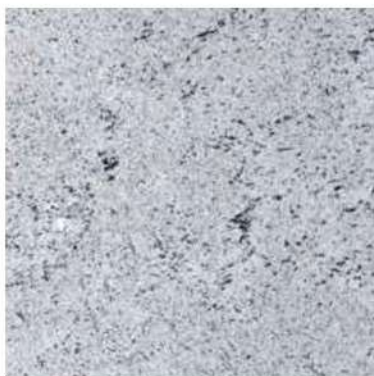
Multi Colour



Tan Brown



Sapphire Blue



Meera White



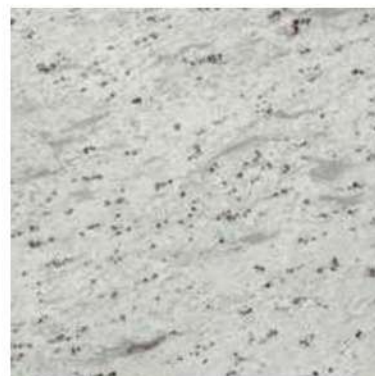
Steel Grey




Viscount Waves



Vizag Blue



Thunder White



Bengal White



Kuppam Green



Moon White



Suite 18B, 2 Portrush Road,
Payneham, South Australia - 5070.
0414 431 246, 0406 740 021.
info@mmta.com.au

10-B, Trichy Road, Mallur - 636 203,
Salem, Tamilnadu, India
+91 91235 06696, +91 93618 29935
www.mmta.com.au